

1. This guideline applies to:

- The transportation of roll finished, shot blasted or painted bulb flats by road and by sea.
- Typical lengths of 12 m.
- A maximum product load of 30 tonnes subject to a maximum axle weight limit of 44 tonnes.

The friction factor for this product on timber dunnage, as determined by EN 12195-1:2010 Annex B.1.2, is $\mu=0.62$.

2. Essential requirements

- Chains must be minimum 8 mm Grade 8 chains compliant with EN 12195-3.
- Webbing straps must have a minimum lashing capacity of 2000 daN and must be compliant with EN 12195-2.
- Lashing points must have a suitable capacity to match the restraining method.
- Base timbers must have a minimum cross-section of at least 75 mm x 75 mm.
- Intermediate timbers must have a minimum cross-section of 100 mm x 100 mm.
- When using either opposing loops or belly-wraps, if chain gaps are required for loading/unloading purposes, vertical dunnage **MUST** be used to control the gaps in the top row.
- Edge protection must be used on all unprotected corners.
- For axle loading guidance, see Technical Information Sheet TIS-0012 Axle weights and load distribution.

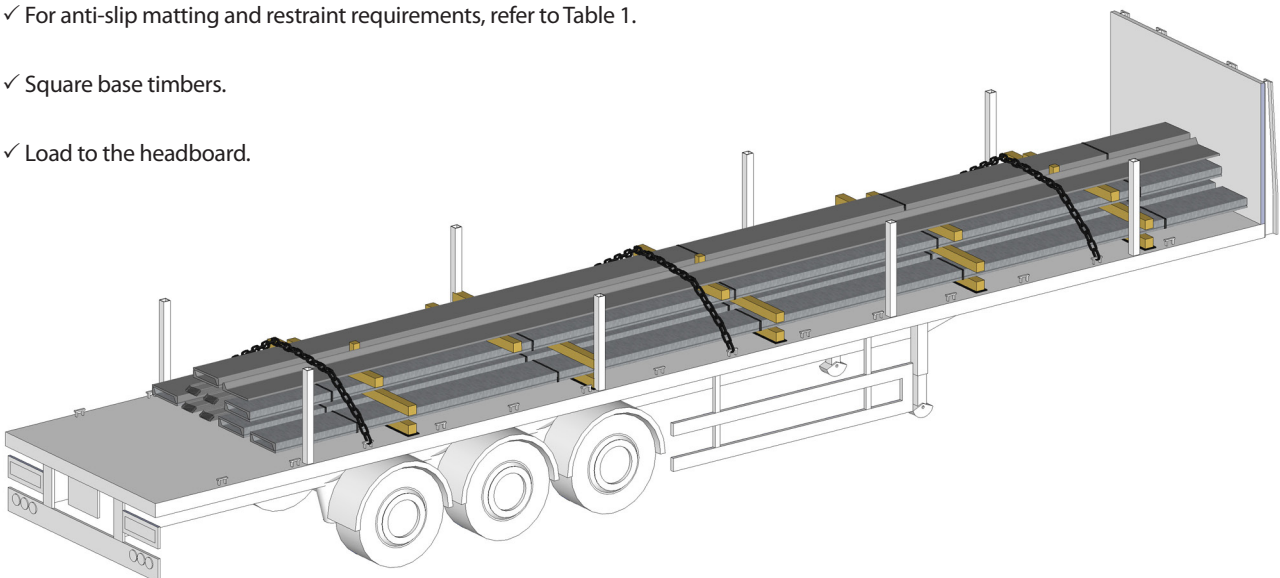
3. UK loads using chains

3.1 Full length product

✓ For anti-slip matting and restraint requirements, refer to Table 1.

✓ Square base timbers.

✓ Load to the headboard.



8 mm Grade 8 LC 40 kN

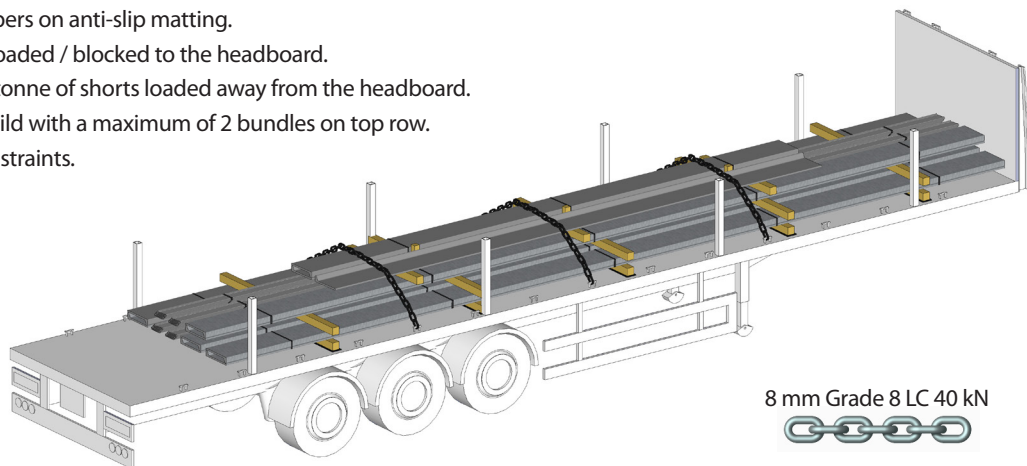


Table 1: Restraint system for trailers with headboards rated to

5 tonne	10 tonne
ASM under base timbers + 3 over-the-top restraints	3 over-the-top restraints

3.2 UK loads with shorts

- ✓ Square base timbers on anti-slip matting.
- ✓ Bottom layer(s) loaded / blocked to the headboard.
- ✓ Maximum of 10 tonne of shorts loaded away from the headboard.
- ✓ Pyramid load build with a maximum of 2 bundles on top row.
- ✓ 3 over-the-top restraints.

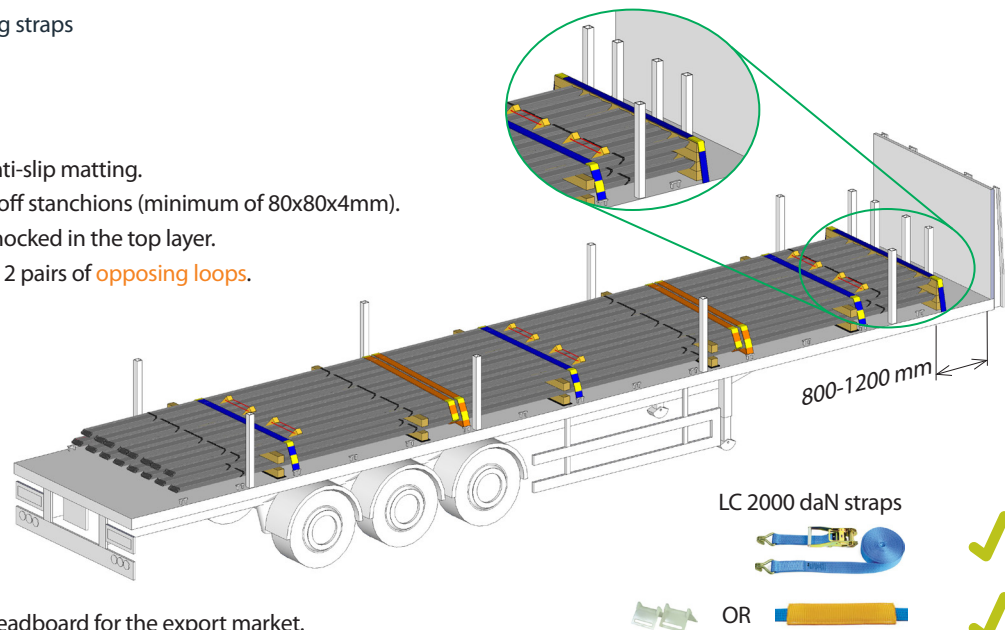


Note: 28 t load with top layer loaded away from the headboard for the UK market.

4 Export loads using webbing straps

4.1 Full length product

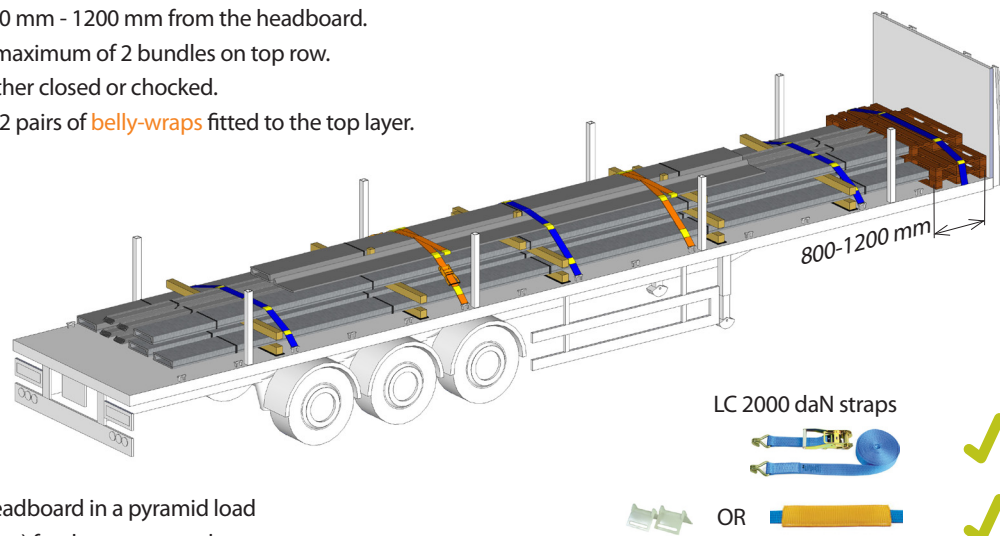
- ✓ Square base timbers on anti-slip matting.
- ✓ Blocked with timbers to 4 off stanchions (minimum of 80x80x4mm).
- ✓ 2 layers with chain gaps chocked in the top layer.
- ✓ 3 over-the-top restraints + 2 pairs of opposing loops.



Note: 25.6 t blocked to the headboard for the export market.

4.2 Export loads with shorts

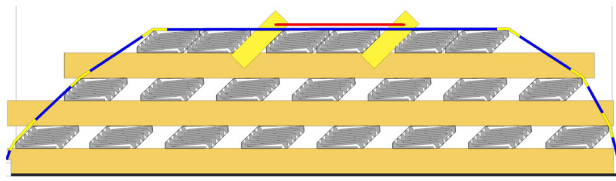
- ✓ Square base timbers on anti-slip matting.
- ✓ Bottom layer(s) blocked 800 mm - 1200 mm from the headboard.
- ✓ Pyramid load build with a maximum of 2 bundles on top row.
- ✓ Gaps in top tier must be either closed or chocked.
- ✓ 3 over-the-top restraints + 2 pairs of belly-wraps fitted to the top layer.



Note: 25.6 t blocked to the headboard in a pyramid load (with short products on the top) for the export market

5. Load build

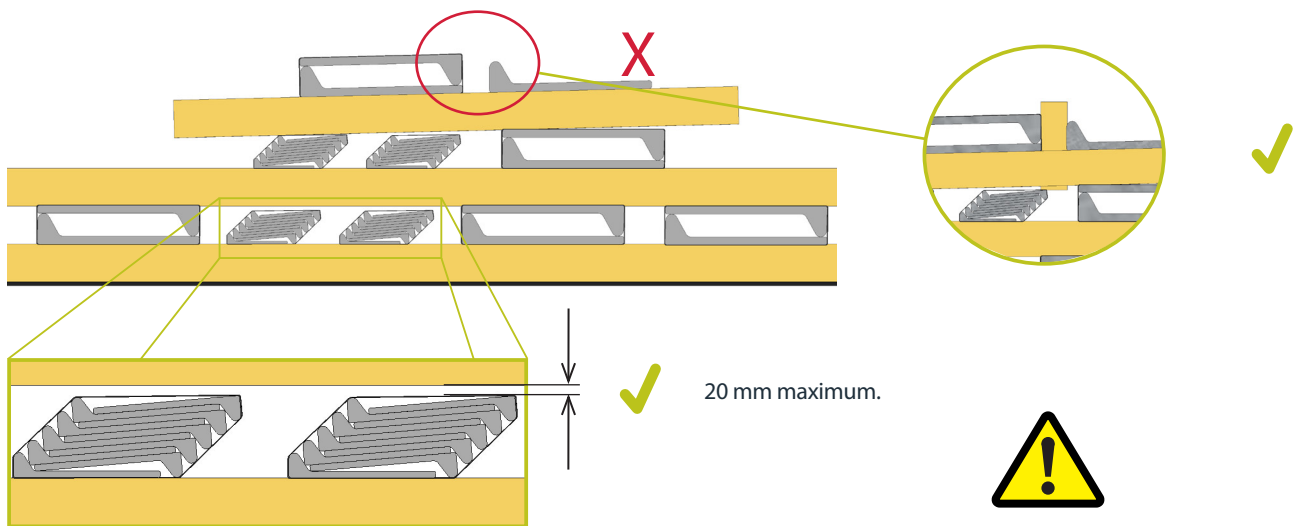
5.1 Uniform load build



- ✓ Intermediate dunnage must be a minimum of 100 mm x 100 mm cross section.
- ✓ Load must be evenly distributed.
- ✓ When using either opposing loops or belly-wraps, gaps in top tier must be either closed or chocked.


5.2 Irregular load build

- Every effort must be made to achieve uniformity within the load build.
- When using either opposing loops or belly-wraps, if chain gaps are required for loading/unloading purposes, vertical dunnage **MUST** be used to control the gaps in the top row.
- See Technical Information Sheet TIS-0007 for further details.



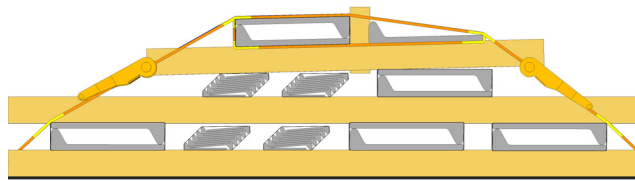
5.3 Grillage

- Any gaps between product and intermediate timbers greater than 20 mm **MUST** be chocked with suitable timber.
- Minimum length of longitudinal bearers must be 600 mm.
- Longitudinal bearers must be placed centrally beneath the intermediate dunnage with a maximum offset angle of 45° from the perpendicular.
- See Technical Information Sheet TIS-0002 for further details.

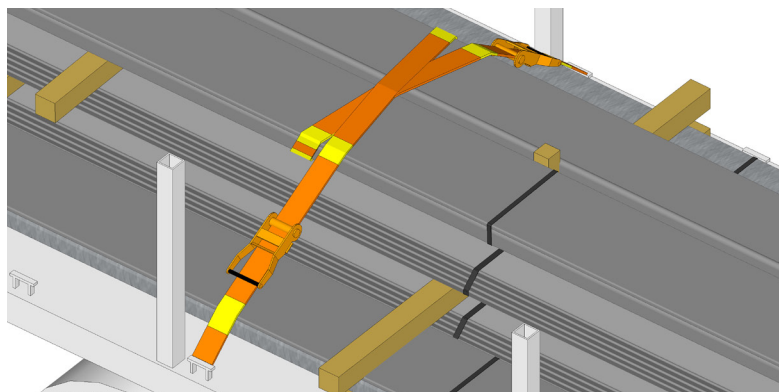


5.4 Belly-wrap application

- When applying a belly-wrap, ensure that the restraint is in a forward 'crossed-over' position.
- This applies for both webbing straps and chains.
- Where required, separate edge protection must be used for each corner contact point.

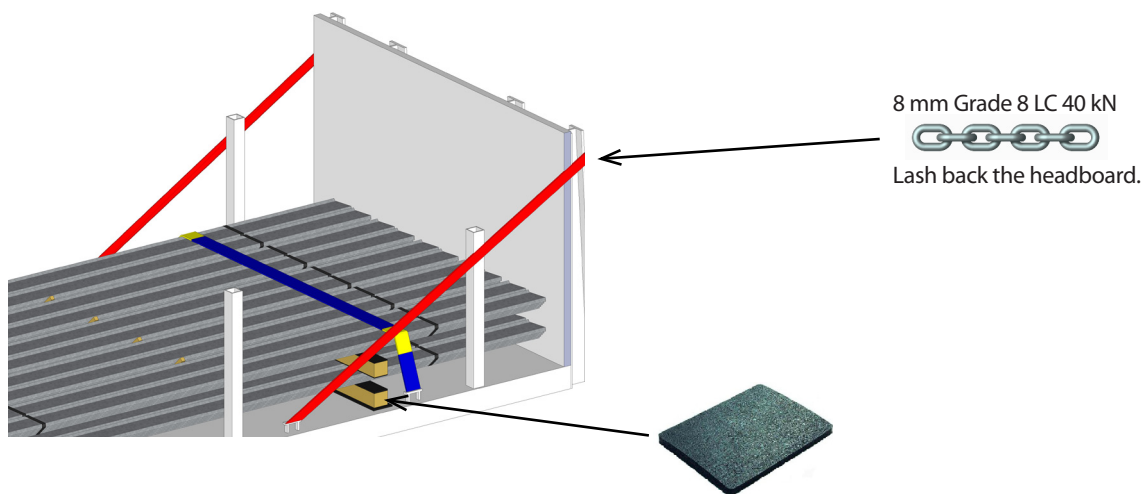
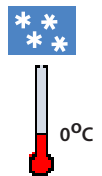


- ✓ 2 tensioners required for each belly-wrap.
- ✓ Restraints applied in a forward 'cross-over' position.
- ✓ Separate edge protection for each corner contact point.



6. Severe winter weather advisory periods

- Anti-slip matting to be placed on both sides of ALL timbers for ALL loads.
- Trailers must have headboards rated to 7.5 tonnes or above, or approved by British Steel, or trailers that have headboards manufactured to EN 12642 Code XL.
- If the headboard strength cannot be verified, the headboard will require lashing back with a minimum 8 mm Grade 8 LC 40 kN chain (as shown).



BRITISHSTEEL.CO.UK

A | PO Box 1, Brigg Road, Scunthorpe, North Lincolnshire, DN16 1BP
T | +44 (0)1724 402436 E | getintouch@longssteel.com

LRG-0042-Bulb Flats British Steel Issue 1

Care has been taken to ensure that the contents of this publication are accurate, but British Steel UK Limited and its subsidiaries and associated undertakings (having the meaning set out in the Companies Act 2006) do not accept responsibility or liability for errors or information that is found to be misleading.

Copyright British Steel 2016

British Steel UK Limited is registered in England under number 09438207 with registered office at Administration Building, Brigg Road, Scunthorpe, DN16 1BP.

